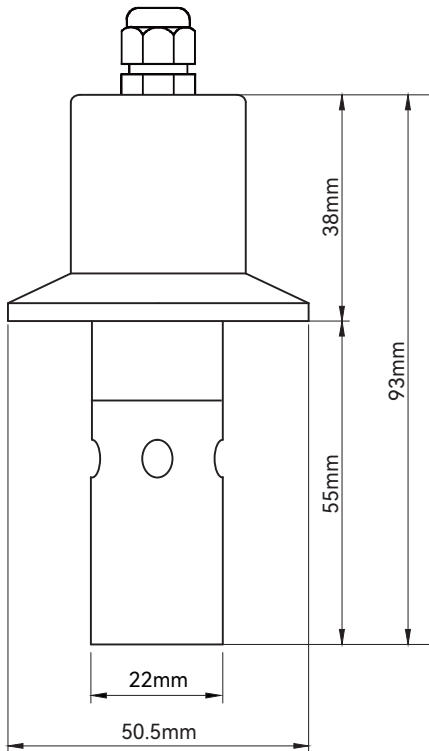


# Conductivity Electrodes User Manual

## innoSens 350-10H Conductivity Electrode



Model	innoSens 350-10H
Material	Quadrupole electrode, PP/316L
Electrode constant	K=10
Measuring Range	0-200mS/cm
Temperature Compensation	PT 1000
Working Temperature	0-135°C
Maximum pressure	6 bars
Installation	Pipe mounting
Connection Method	Chuck </td
Cable length	10 meters as standard
Order No.	35-1350-03

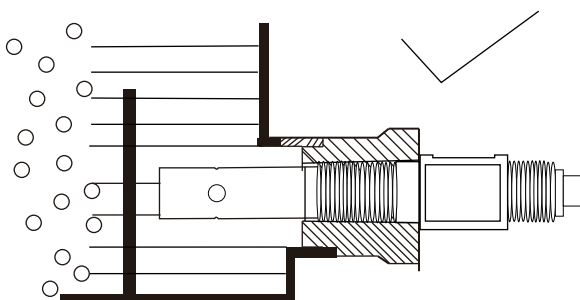
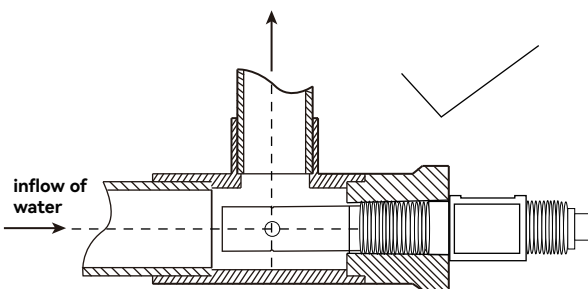
### Installation Safety Instructions

- 1、 Do not remove the electrode when the pipeline is under pressure.
- 2、 Do not use the electrode to exceed the pressure and temperature that it can withstand.
- 3、 Don't change the structure of electrode privately.
- 4、 the meter should be disconnected before the electrode can be grounded meter.

### Fault Resolution

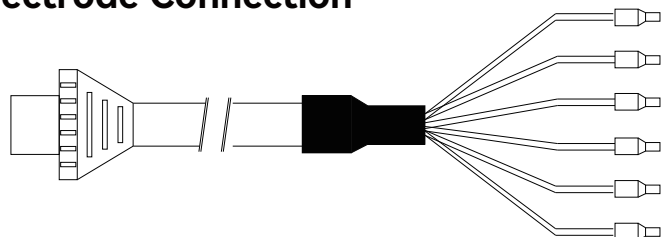
Error Condition	Possible causes	Handling
9999	Out of range	Switch to higher range
Unstable reading	Contaminated electrodes	Clean electrodes and recalibrate
Reading value too low	disturbed by air bubbles	Install correctly to avoid air bubbles
Display 0.0μS/cm	Wire not properly connected	Recheck wiring

### Recommended Installation



**Note: Bubbles will affect the reading**

### Electrode Connection



Color	Instrument Wiring
Black	SHIELD
Blue	CELL1
Red	CELL2
Green	CELL3
Black	CELL4
Yellow	TEMP